


5.1 Engine Components - EPA07, EPA10, GHG14 DD Platform

All DD Platform engine components are shown below:

5.1.1 DD13 Engine Components

Note : Engines built prior to 2015 may have a coolant filter and a fuel filter module with three filters.

For a general view of the Detroit™ DD13 engines and major components, see the following:

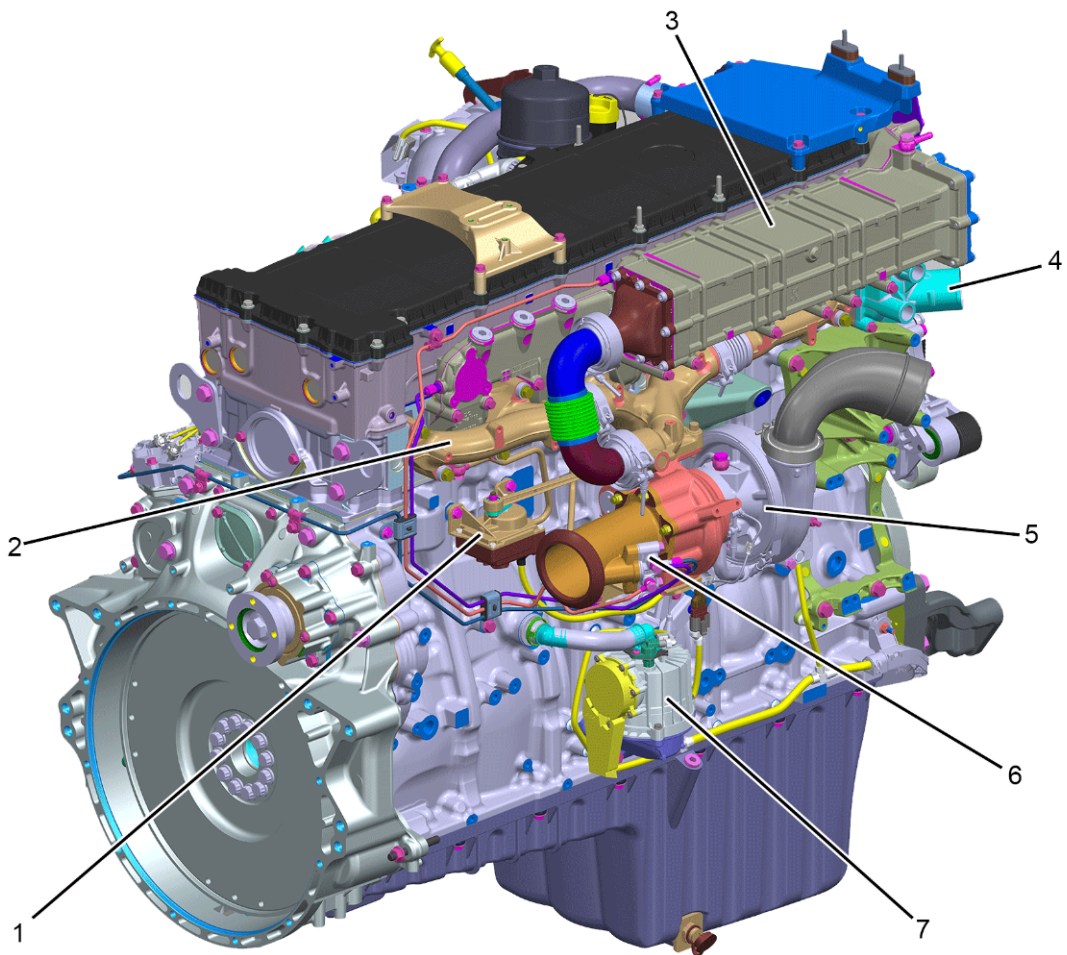


d010151

1. Water Pump
2. Oil Coolant Module
3. Oil Filter
4. Fuel Rail

5. Air Intake Manifold
6. Fuel Doser Block
7. High Pressure Fuel Pump
8. Single-stage Air Compressor
9. Power Steering Pump Location
10. Fuel Filter Module
11. MCM
12. Thermostat
13. Engine Serial Number Location

Figure 1, DD13 Left Side View



d010152

1. EGR Actuator
2. Exhaust Manifold
3. EGR Cooler

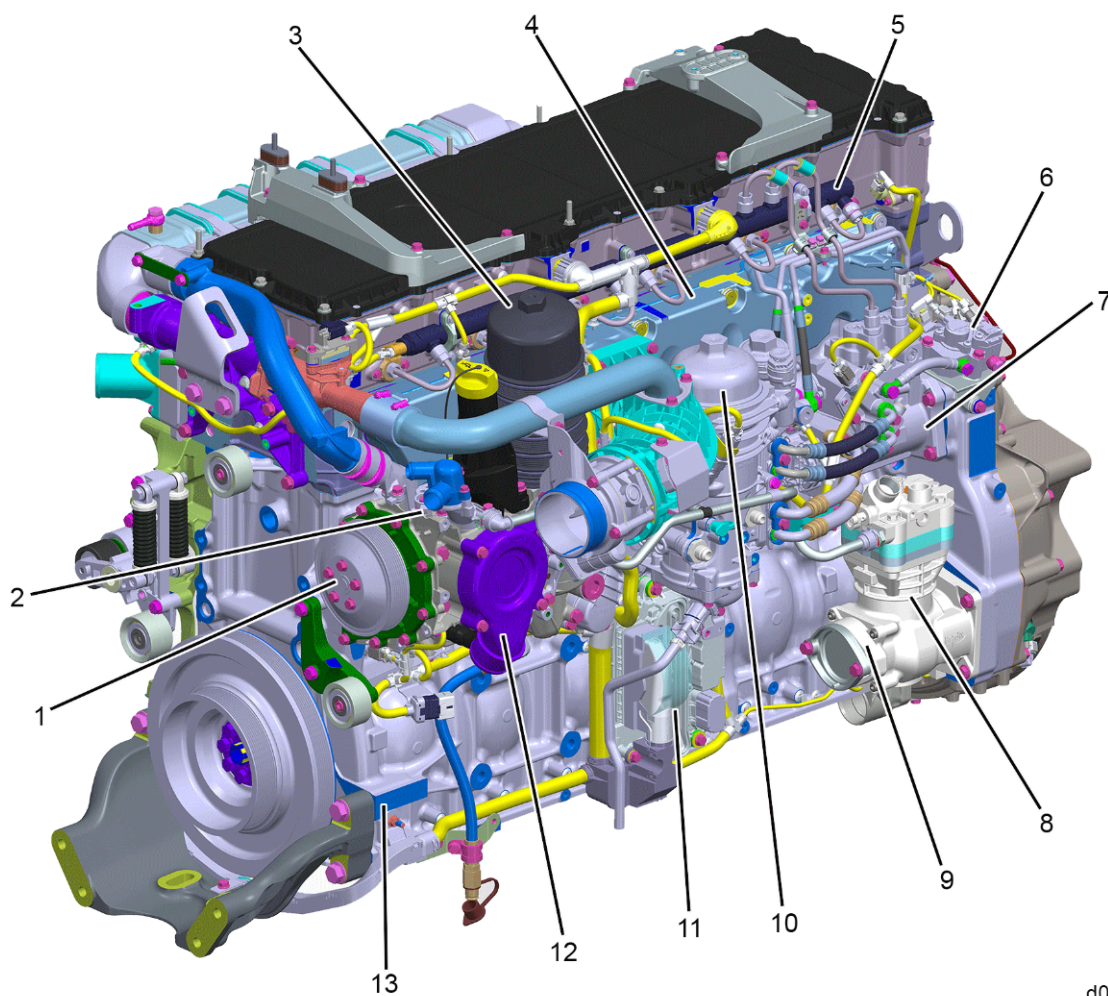
4. Coolant Elbow
5. Turbocharger
6. Fuel Doser Valve
7. Crankcase Breather

Figure 2, DD13 Right Side View

5.1.2 DD15 Engine Components

Note : Engines built prior to 2015 may have a coolant filter and a fuel filter module with three filters.

For a general view of the Detroit™ DD15 Turbo-compound (TC) and DD15 Asymmetrical Turbo (AT) engines and major components, see the following:

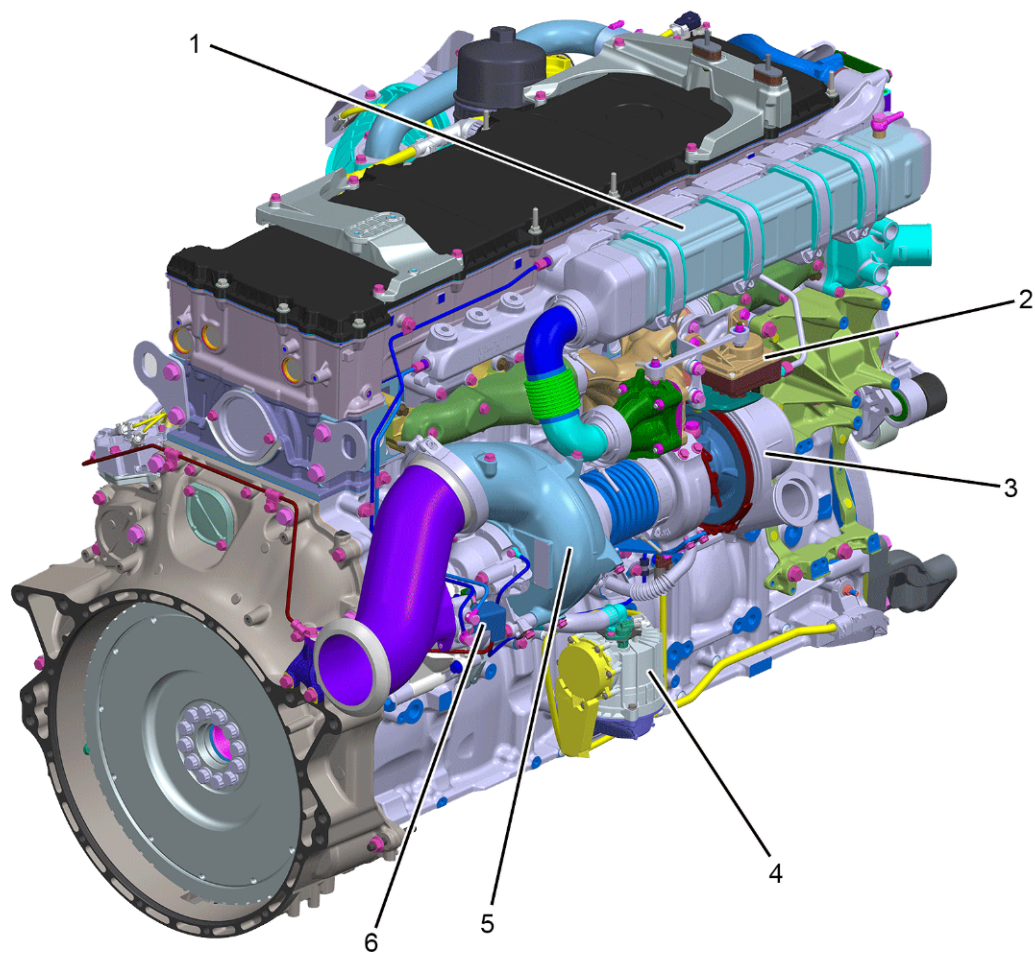


d010153

1. Water Pump
2. Oil/Coolant Module
3. Oil Filter

4. Air Intake Manifold
5. Fuel Rail
6. Hydrocarbon Doser Block
7. High Pressure Fuel Pump
8. Single Cylinder Air Compressor
9. Power Steering Pump Location
10. Fuel Filter Module
11. Motor Control Module (MCM)
12. Thermostat
13. Engine Serial Number Location

Figure 3, DD15 TC Left Side View

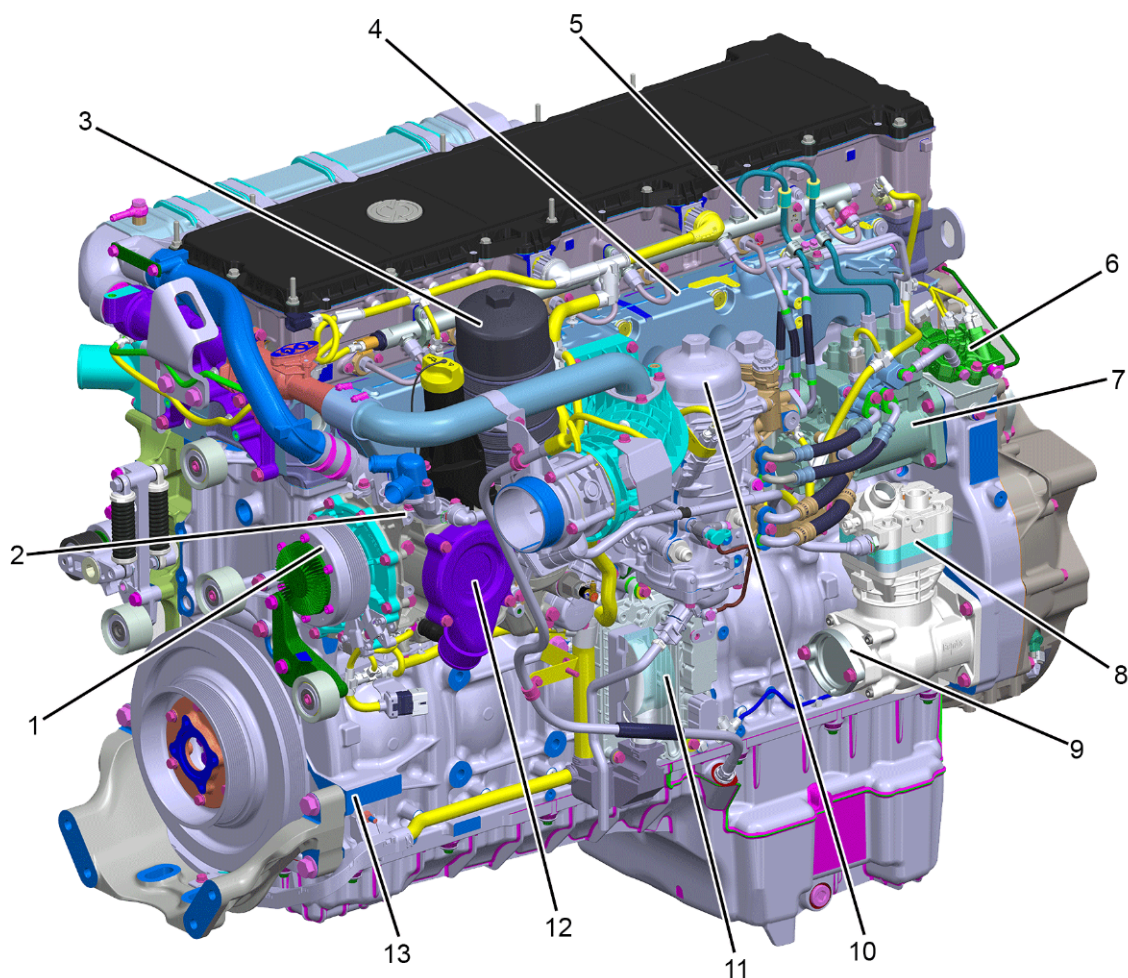


d010154

1. Exhaust Gas Recirculation (EGR) Cooler
2. Exhaust Gas Recirculation (EGR) Valve / Actuator

3. Turbocharger
4. Crankcase Breather
5. Axial Power Turbine (APT)
6. Fuel Doser Valve (under cover)

Figure 4, DD15 TC Right Side View




d010155

1. Water pump
2. Oil Coolant Module
3. Oil Filter
4. Air Intake Manifold
5. Fuel Rail
6. Hydrocarbon Doser Block
7. High Pressure Fuel Pump
8. Single Cyl. Air Compressor

9. Power Steering Pump Location
10. Fuel Filter Module
11. MCM
12. Thermostat
13. Engine Serial Number Location

Figure 5, DD15 AT Left Side View



d010156

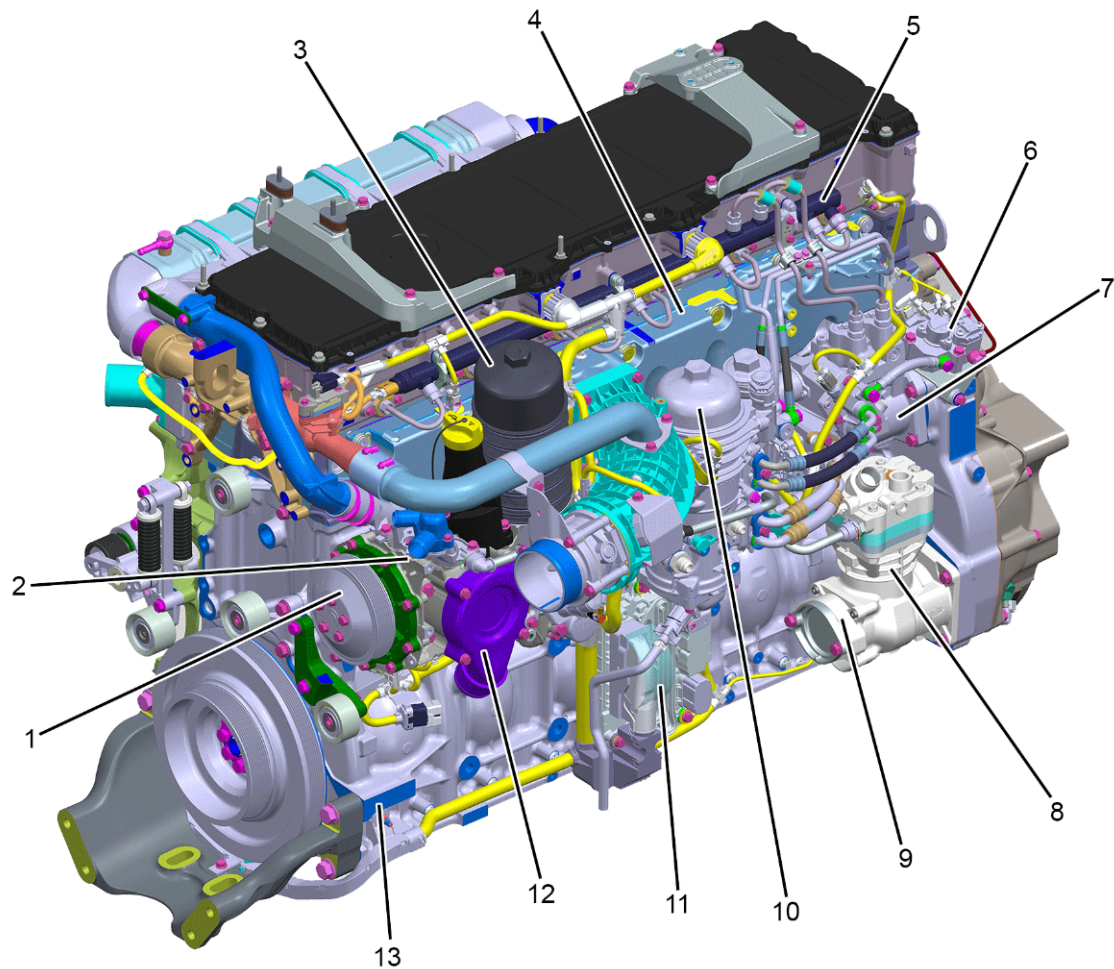
1. Exhaust Gas Recirculation (EGR) Valve / Actuator
2. Exhaust Gas Recirculation (EGR) Cooler
3. Turbocharger
4. Fuel Doser Valve
5. Crankcase Breather

Figure 6, DD15 AT Right Side View

5.1.3 DD16 Engine Components

Note : Engines built prior to 2015 may have a coolant filter and a fuel filter module with three filters.

For a general view of the Detroit™ DD16 engines and major components, see the following:

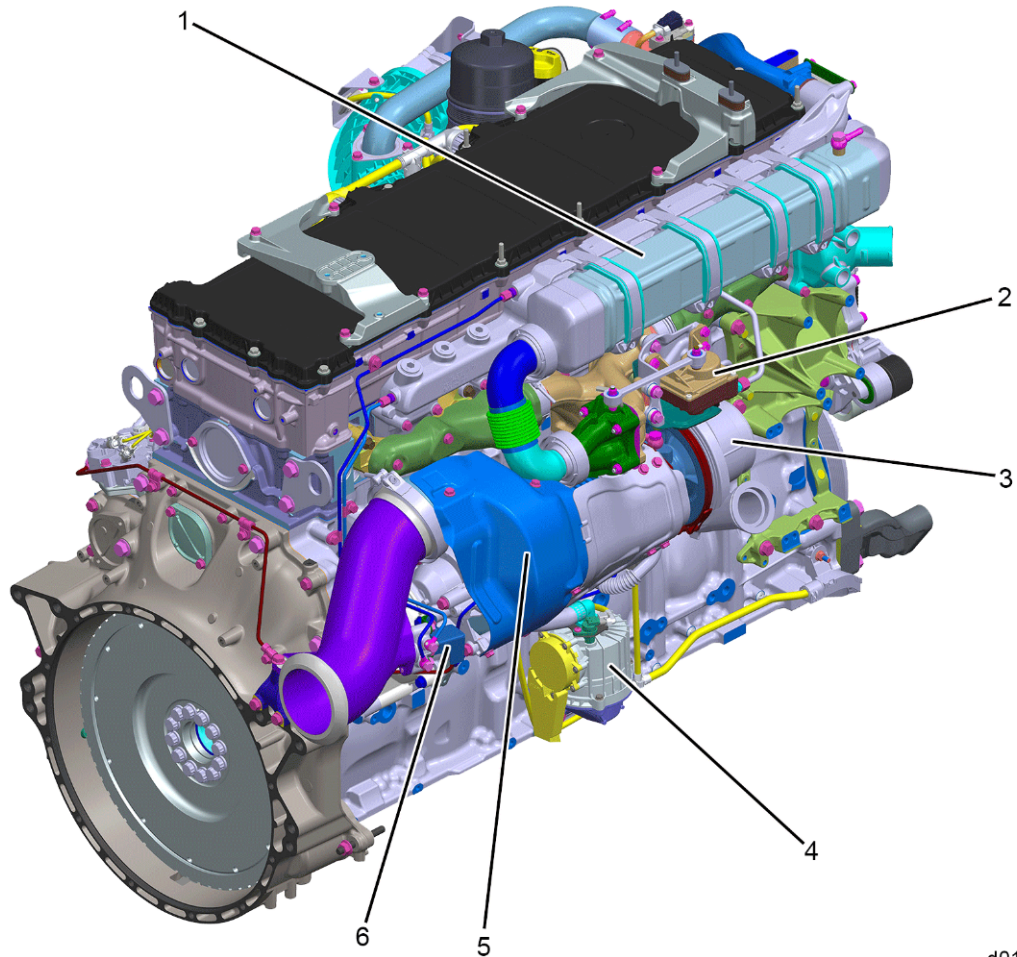


d010157

1. Water Pump
2. Oil/Coolant Module
3. Oil Filter
4. Air Intake Manifold
5. Fuel Rail
6. Hydrocarbon Doser Block
7. High Pressure Fuel Pump
8. Single Stage Air Compressor
9. Power Steering Pump Location
- 10.

Fuel Filter Module

11. Motor Control Module (MCM)
12. Thermostat
13. Engine Serial Number Location

Figure 7, DD16 TC Left Side View

d010158

1. EGR Cooler
2. EGR Actuator
3. Turbocharger (TC)
4. Crankcase Breather
5. Axial Power Turbine (APT) (under heat shield)
6. Fuel Doser Valve (under cover)

Figure 8, DD16 TC Right Side View